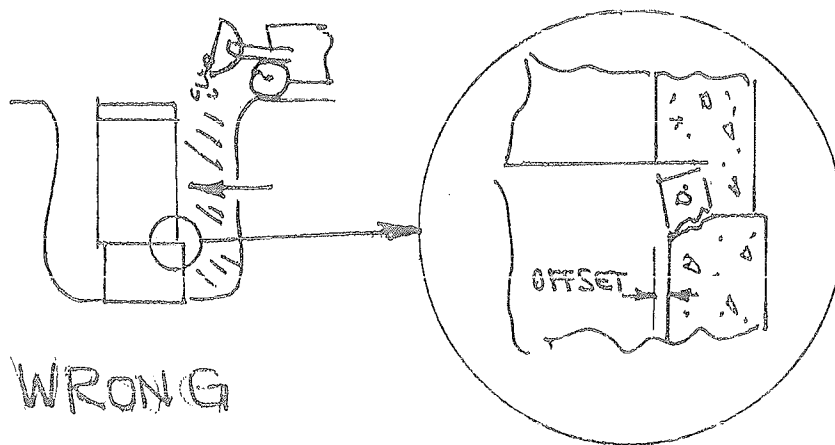



GARY K. MUNKELT, PE

Second, the uneven load places a large force on the ship lap or tongue and groove joint which may fail and allow the upper section to move laterally so that walls do not form a straight line.




WRONG

Sometimes the movement is so large that the base unit needs to be replaced. When the movement is small; however, repairs can be made in the field.



REPLACE
BASE UNIT



REPAIR
BASE UNIT